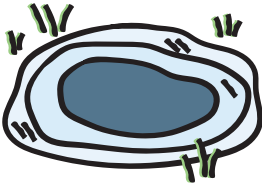







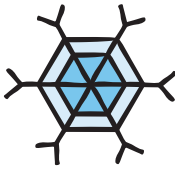









Signs of Winter Bingo

Find evidence or signs of life in the winter from items below.

<p>Ice forming in around the edge of water</p> 	<p>A tree that has lost its leaves</p> 	<p>Icicles</p> 
<p>Wind swept tree</p> 	<p>Winter berries</p> 	<p>Evergreen tree</p> 
<p>Frosty spiderweb</p> 	<p>A camouflaged animal</p> 	<p>Snowflakes</p> 
<p>An animal burrow</p> 	<p>Observed aurora borealis</p> 	<p>Animal tracks in the snow or mud</p> 
<p>A twig with lichens</p> 	<p>Birds feeding on a tree</p> 	<p>Scat in the snow</p> 