

Name: _____ Date and Time: _____

Field Study Sheet

Plant a seed and watch it grow! By observing the same plant over time, we can learn about its life cycle and the environment in which it lives! Write and draw your observations below.

What animals visit your plant? How does your plant change over time? How does the weather affect your plant?


Type of Plant: _____

Weather Conditions

Temperature: _____ °C




Sun



Clouds



Wind



Rain




Snow

My Plant Has:



Roots



Stems



Leaves



Flowers



Fruits



Seeds

Animal Signs

Animal Actions

- ☐ Eating
- ☐ Resting
- ☐ Crawling
- ☐ Flying
- ☐ Climbing
- ☐ Jumping
- ☐ Hunting
- ☐ Digging
- ☐ Pooping
- ☐ Fighting
- ☐ Hiding
- ☐ Laying eggs
- ☐ Tending young

Animals Observed

Animal Locations



20
19
18
17
16
15
14
13
12
11
10
9
8
7
6
5
4
3
2
1
CM

Plant Height

Source: Growing Up WILD: Exploring Nature with Young Children © 2009 Council for Environmental Education