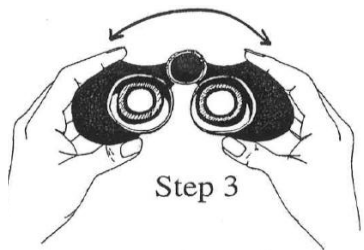
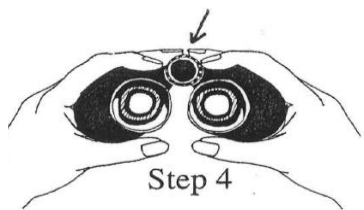


### How to use Binoculars

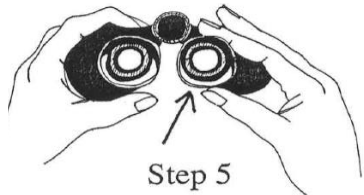
1. First, look at your subject with just your eyes.
2. Without taking your eyes off of your subject, raise the binoculars to your eyes.
3. With both eyes looking through the binoculars, bend the binoculars at the centre hinge until you can see one image, not two.



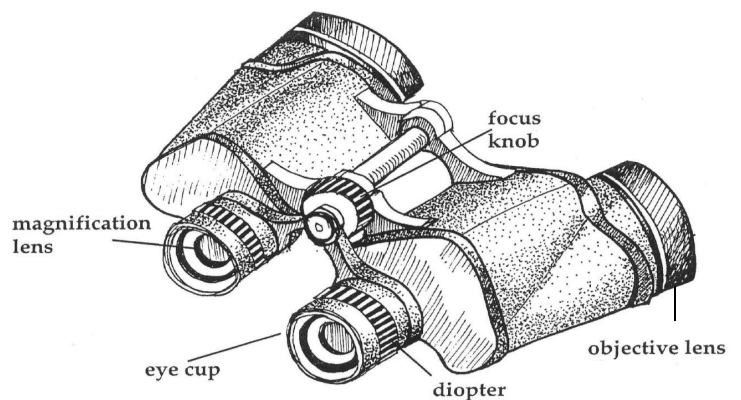
4. Close your right eye and adjust the focus wheel in the centre of the binoculars until the image is sharp.



5. Open your right eye and close your left eye. Adjust the right eyepiece until the image is sharp.



6. Open both eyes and your binoculars should be in focus and properly adjusted!
7. You will have to adjust the centre focus wheel again when you look at objects closer or farther away.



Study this diagram to learn more about the different parts of your binoculars.